



**AT A GLANCE
Q4 2020**

INVESTMENT MARKET - CZECH REPUBLIC

RECOVERY IN INVESTMENT ACTIVITY MET THE EXPECTATIONS AT THE END OF 2020

- **€2.7 billion invested in real estate in 2020**
- **Investment in office projects dominated Q4 2020**
- **Yields have remained stable at the end of the year**

INVESTMENT

The **total volume** of real estate investment in 2020 exceeded **€2.7 billion**. After weaker investment activity during the second and third quarters, there was a recovery in **Q4 2020**, with an investment volume of **€540 million**.

In Q4 2020, investments in the **office sector** predominated (58%), followed by investments in **retail properties** (18%).

At the end of 2020, two large real estate office transactions were concluded. The **Churchill Square** office complex was acquired by Českomoravská Nemovitostní and Corporate Finance House Group (CFH), it was also the largest office investment deal of the year. Furthermore, **J&T Banka** purchased an administrative building in the **Rustonka** complex, in which it has had its headquarters since 2020.

Transactions in the retail segment were mainly marked by transactions in smaller **regional retail parks**.

In Q4 2020, **Czech investors** completed more than half of the volume of all transactions, investing mainly in office buildings. Investors from Lebanon (14%) and Italy (14%) were also evident.

Prime yields remained stable in all sectors.

The investment market was marked by **uncertainties** related to the **Covid-19** pandemic during the year. Many real estate transactions have been delayed or cancelled. There was a y-o-y **decline** of **13.5%**. Almost half of the total volume of investments in 2020 went to a single transaction, the purchase of the Residomo residential portfolio.

PRIME YIELDS



4.5%

OFFICE




4.25%

HIGH STREET



5.25%

SHOPPING CENTRES

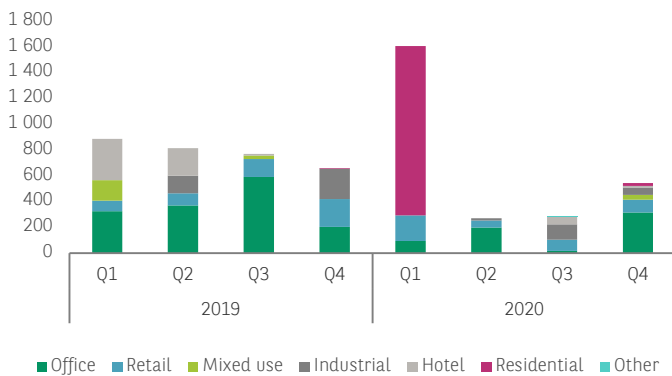


5.0%

LOGISTICS

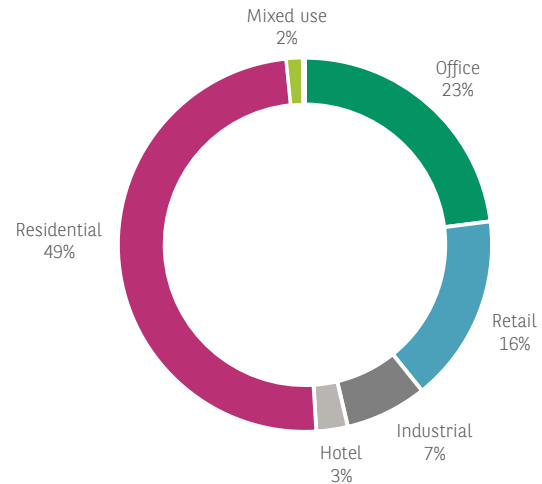


QUARTERLY INVESTMENT VOLUME
(€ million)



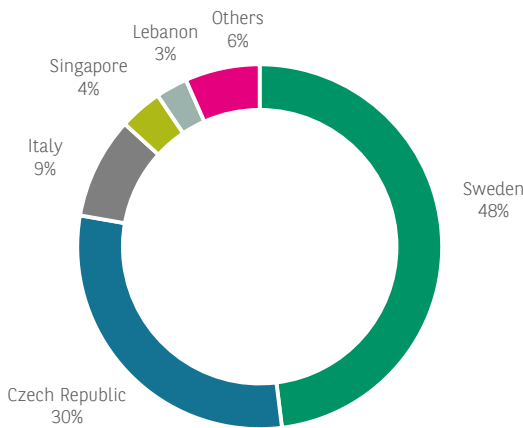
Source: BNP Paribas Real Estate

INVESTMENT VOLUME BY SECTOR IN Q1-Q4 2020
(%)



Source: BNP Paribas Real Estate

INVESTMENT VOLUME BY SOURCE OF CAPITAL IN Q1-Q4 2020
(%)



Source: BNP Paribas Real Estate

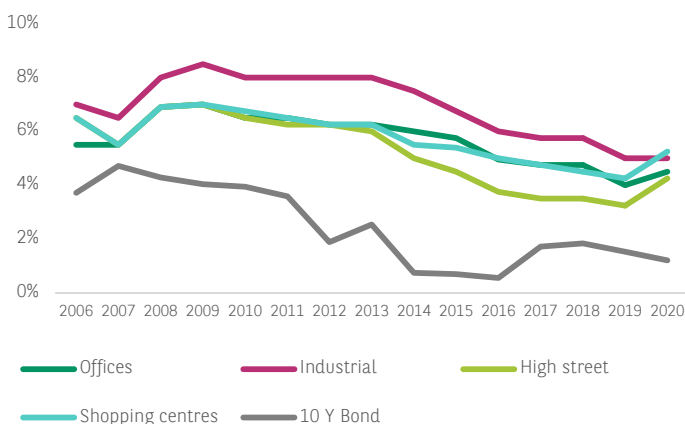
MAJOR INVESTMENT TRANSACTIONS IN Q4 2020

PROPERTY	INVESTOR	PRICE (€m)
Churchill Square I & II	Českomoravská Nemovitostní / CFH	152
J&T Banka HQ	J&T Banka	78
IBC	Generali Group	70

ECONOMIC OVERVIEW

- The Czech **economy contracted by 5% y-o-y in Q3 2020**. Compared to previous quarter, thanks to the easing of restrictive government measures in the spring, the GDP grew by 6.9%. Higher household consumption and a positive development of the foreign trade balance contributed to the economic recovery.
- The **unemployment** rate rose to 4% in December 2020, according to the latest available Eurostat data, the Czech Republic still remains the lowest unemployment in the EU.
- In 2020, **inflation** averaged 3.2%, which was 0.4 percentage points more than last year. Prices of food and non-alcoholic beverages, alcoholic beverages, tobacco and housing prices had the largest impact on price increases. This was the highest average annual inflation rate since 2012.
- In response to the Covid-19 pandemic, the **Czech National Bank** responded by reducing the main 2-week repo rate; since May 2020, it has held the rate at 0.25%. The Bank Board does **not plan any rate changes** in the near future.
- Forecasts** of economic development for the next period are affected by a considerable amount of **uncertainty**. The spread of coronavirus is still not under control and the effectiveness of restrictive government measures cannot be determined with confidence. With the onset of the second wave of the pandemic at the beginning of **Q4 2020**, a further y-o-y economic downturn is expected; the Czech National Bank (CNB) forecasts a **decline** of up to **8.8%**. Overall, in 2020 the CNB predicts a decline in GDP of 7.2%.

DEVELOPMENT OF YIELDS
(%)



Source: BNP Paribas Real Estate

LOCATIONS

EUROPE

FRANCE

Headquarters
167, quai de la Bataille
de Stalingrad
92867 Issy-les-Moulineaux
Tel.: +33 1 55 65 20 04

GERMANY

Goetheplatz 4
60311 Frankfurt am Main
Tel.: +49 69 29 89 90

UNITED KINGDOM

5 Aldermanbury Square
London EC2V 7BP
Tel.: +44 20 7338 4000

BELGIUM

Avenue Louise 235
1050 Brussels
Tel.: +32 2 290 59 59

SPAIN

C/ Emilio Vargas, 4 28043
Madrid
Tel.: +34 91 454 96 00

HUNGARY

117-119 Vaci ut.,
A building
1138 Budapest
Tél.: +36 1 688 4400

IRELAND

20 Merrion Road
Ballsbridge, Dublin 4
Tel.: +353 1 66 11 233

ITALY

Piazza Lina Bo Bardi 3
20124 Milano
Tel.: +39 02 58 33 141

LUXEMBOURG

Kronos building
10, rue Edward-Steichen
2540 Luxembourg
Tel.: +352 34 94 84
Investment Management
Tel.: +352 26 06 06

NETHERLANDS

Antonio Vivaldistraat 54
1083 HP Amsterdam Tel.:
+31 20 305 97 20

POLAND

ul. Grzybowska 78 Prime
Corporate Center
00-844 Warsaw
Tel.: +48 22 653 44 00

PORTUGAL

Avenida da República, 90
Piso 1, Fracção 1
1600-206 Lisboa
Tel.: +35 1 939 911 125

CZECH REPUBLIC

Ovocný trh 8
110 00 Prague 1
Tel.: +420 224 835 000

MIDDLE EAST/ASIA

DUBAI

Emaar Square
Building n° 1, 7th Floor
P.O. Box 7233, Dubai
Tel.: +971 44 248 277

HONG KONG, SAR CHINA

63/F, Two International
Finance Center
8 Finance Street, Central,
Hong Kong, SAR China Tel.:
+852 2909 8888

SINGAPORE

20 Collyer Quay, #17-04
Singapore 049319
Tel.: +65 681 982 82

ALLIANCES

**AUSTRIA | DENMARK | ESTONIA | FINLAND | GREECE | HUNGARY* | JERSEY
LATVIA | LITHUANIA | NORTHERN IRELAND | NORWAY | PORTUGAL | ROMANIA | SWEDEN
SWITZERLAND | USA**

* Coverage In Transaction, Valuation & Consulting

BNP Paribas Real Estate: Simplified joint stock company company with capital of €383.071.696 - 692 012 180 RCS Nanterre - Code NAF 7010 Z - CE identification number FR 666 920 121 80
Headquarters: 167, Quai de la Bataille de Stalingrad - 92867 Issy Les Moulineaux Cedex